

Maryland 4-H Animal Science Program Guidebook

UNIVERSITY OF
MARYLAND
EXTENSION

Solutions in your community









4-H Livestock Tagging Guidelines

Tagging Policies

- Animals should be tagged within two weeks of the ownership deadlines listed below as established for Maryland 4-H exhibition.
- Counties may establish tagging dates prior to the dates listed below.
- Maryland 4-H Tags provided by the State 4-H Office are the only accepted tags.
- An animal may be tagged as either Commercial or Market, but not both.
- Commercial females must have a copy of their tagging paperwork to present at 4-H check-in.
- All animals of the same specie within a county should be weighed on the same scale. Certified scales should be used.
- All market animals must be castrated before tagging. (See Castration Guidesheet)
- If an animal loses its ear tag, the member must contact their local Extension Office regarding replacement. The Office must retag with an official replacement tag and make note on the member's Animal Registration Form at the time of retagging.

Specie - Animal	Ownership Date	4-H Tag Size/Color	Image
BEEF – Breeding Animals	July 1	Commercial Only – Large/Green	
BEEF – Steers	January 1	Large/Orange	
DAIRY – Breeding Animals	July 1	Not tagged	
DAIRY – Market Steers	January 1	Large/Orange	

DAIRY – Feeder Dairy Steers	June 1	Large/Orange	
GOATS – Commercial Meat	July 1	Commercial Only – Small/Purple	
GOATS – Market Goats	June 1	Small/Lt. Blue	
GOATS – Pygmy		Not Tagged	
POULTRY	June 1	Not Tagged	
SHEEP – Breeding Animals	July 1	Commercial Only – Small/Purple	
SHEEP – Market Lambs	June 1	Small/Lt. Blue	
SWINE – Breeding Animals	July 1	Not Tagged	
SWINE – Market Hogs	June 1	Medium/Yellow	
RABBITS/CAVIES	June 1	Not Tagged	